

RAILROAD COMMISSION OF TEXAS

WAYNE CHRISTIAN, *CHAIRMAN*
CHRISTI CRADDICK, *COMMISSIONER*
RYAN SITTON, *COMMISSIONER*

INTERNAL
OIL AND GAS DIVISION
CLAY WOODUL
ASSISTANT DIRECTOR, FIELD OPERATIONS

MEMORANDUM

TO: Chairman Wayne Christian
Commissioner Christi Craddick
Commissioner Ryan Sitton

THROUGH: Wei Wang, Executive Director *WS For wei wang*
Danny Sorrells, Assistant Executive Director *DS*
Director, Oil and Gas Division

FROM: Clay Woodul, Assistant Director *CW*
Field Operations

DATE: January 14, 2020

SUBJECT: Oil Field Cleanup Program Quarterly Status Report, Fiscal Year 2020, 1st Quarter

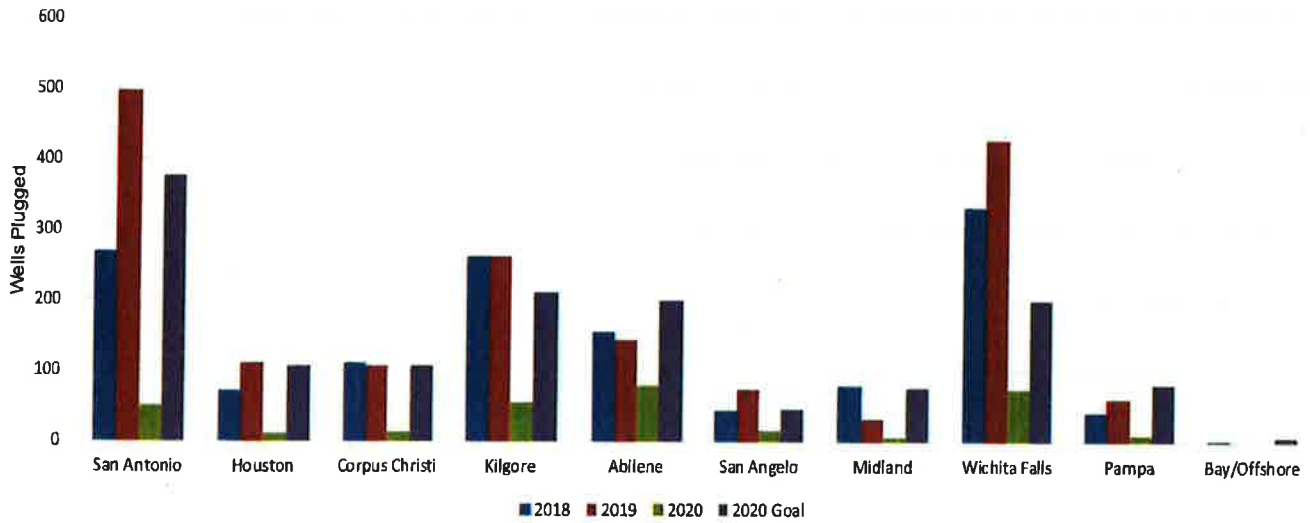
Well Plugging: The 1st quarter performance for State-Managed Plugging includes 310 wells plugged with a total expenditure of \$5,181,281 using Oil and Gas Regulation and Cleanup (OGRC), General Revenue, and Economic Stabilization funds. This includes wells that have been physically plugged, invoiced by the plugging contractor, and approved for payment by Field Operations. Additionally, during the 1st quarter, 286 wells were approved for plugging with State funds. A total of 395 wells were physically plugged through the end of the 1st quarter, of which, 310 have been invoiced and paid. The actual wells plugged and expenditure by district for fiscal years 2018, 2019 and 2020 and the well plugging goals and budgets by district for fiscal year 2020 are shown on the attached graphs. The fiscal year 2020 budget is \$42,281,610.

Site Remediation: The 1st quarter performance for Site Remediation includes 37 cleanup activities completed with a total expenditure of \$420,434.92 using OGRC funds. Additionally, during the 1st quarter 138 cleanup activities were authorized for cleanup with State funds. The actual remediation activities and expenditure by district for fiscal years 2018, 2019, and 2020 and the goals for the Site Remediation activities by district for fiscal year 2020 are shown on the attached graphs. The fiscal year 2020 budget is \$17,150,000.00.

KCW
Attachments:

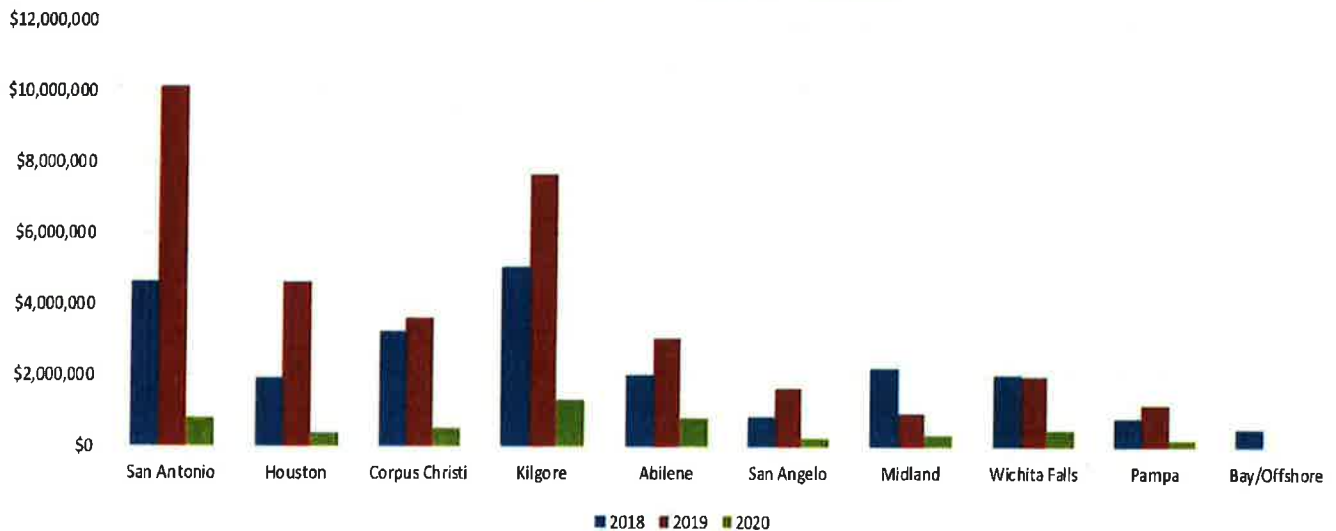
cc Wei Wang, Executive Director
Danny Sorrells, Director, Oil & Gas Division
Peter G. Pope, P.G., Manager, Site Remediation

**Field Operations/Well Plugging
Oil Field Cleanup Program
1st Quarter FY 2020
Wells Plugged**
FY 18 Actual, FY 19 Actual, FY 20 Actual, FY 20 Plugging Goal



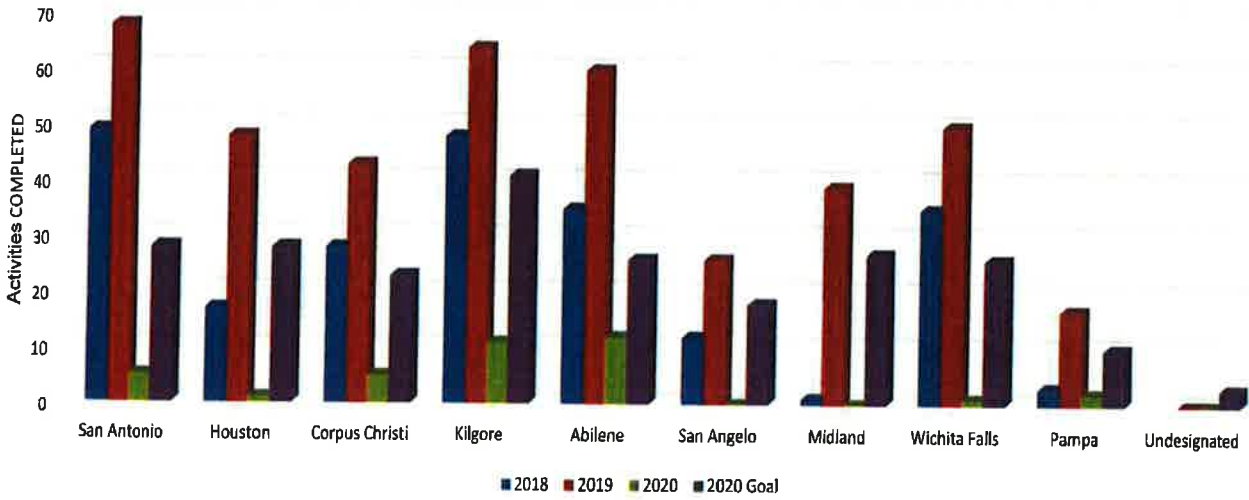
	San Antonio	Houston	Corpus Christi	Kilgore	Abilene	San Angelo	Midland	Wichita Falls	Pampa	Bay/Offshore	Total
2018	268	70	111	263	156	44	78	331	42	1	1,364
2019	497	110	107	262	143	73	31	428	59	0	1,710
2020	51	10	12	56	77	15	7	74	8	0	310
2020 Goal	375	105	105	210	200	45	75	200	80	5	1,400

**Field Operations/Well Plugging
Oil Field Cleanup Program
1st Quarter FY 2020
Plugging Expenditures**
FY 18 Actual, FY 19 Actual, FY 20 Actual



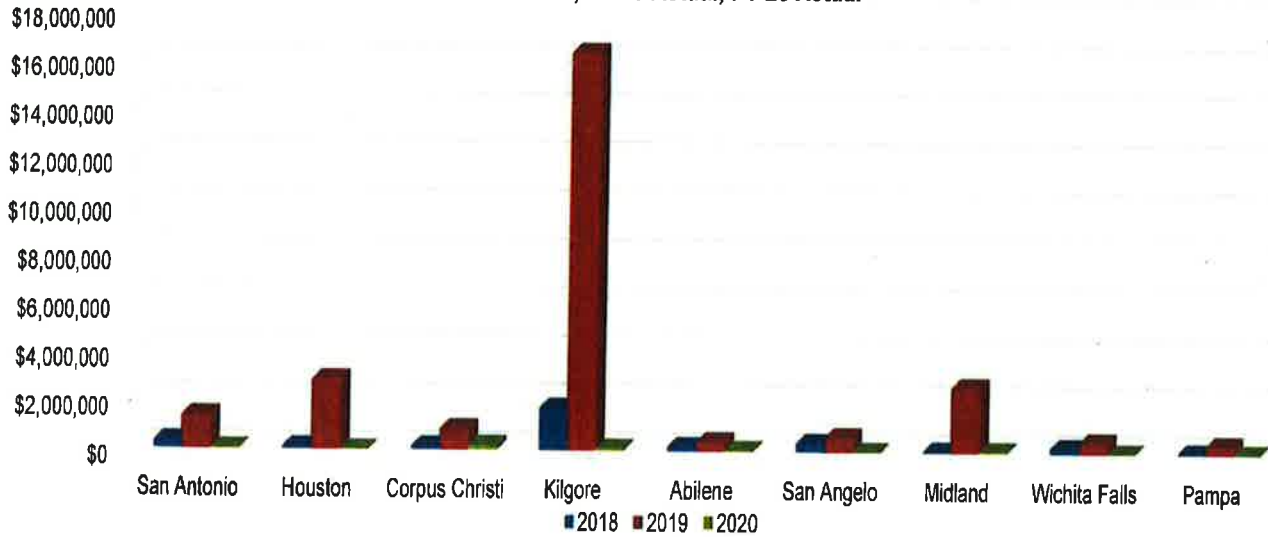
	San Antonio	Houston	Corpus Christi	Kilgore	Abilene	San Angelo	Midland	Wichita Falls	Pampa	Bay/Offshore	Total
2018	\$4,638,511	\$1,942,826	\$3,242,116	\$5,084,697	\$2,017,215	\$876,051	\$2,220,120	\$2,034,806	\$823,816	\$512,944	\$23,393,101
2019	\$10,144,871	\$4,663,341	\$3,609,920	\$7,677,324	\$3,049,846	\$1,643,641	\$978,472	\$1,988,958	\$1,186,538	\$0	\$34,942,911
2020	\$795,522	\$383,730	\$536,703	\$1,313,525	\$811,108	\$255,106	\$361,135	\$504,710	\$219,742	\$0	\$5,181,281

**Site Remediation
Oil Field Cleanup Program
1st Quarter FY 2020
Activities Completed
FY 18 Actual, FY 19 Actual, FY20 Actual, FY20 Goal**



	San Antonio	Houston	Corpus Christi	Kilgore	Abilene	San Angelo	Midland	Wichita Falls	Pampa	Undesignated	Total
2018	49	17	28	48	35	12	1	35	3		228
2019	68	48	43	64	60	26	39	50	17	0	415
2020	5	1	5	11	12	0	0	1	2	0	37
2020 Goal	28	28	23	41	26	18	27	26	10	3	230

**Site Remediation
Oil Field Cleanup Program
1st Quarter FY 2020
Cleanup Expenditures
FY 18 Actual, FY 19 Actual, FY 20 Actual**



	San Antonio	Houston	Corpus Christi	Kilgore	Abilene	San Angelo	Midland	Wichita Falls	Pampa	Undesignated	Total
2018	\$321,045	\$109,308	\$146,630	\$1,747,707	\$177,386	\$347,172	\$46,798	\$204,855	\$36,189		\$3,137,090
2019	\$1,393,443	\$2,881,457	\$869,979	\$16,436,316	\$394,704	\$601,286	\$2,677,616	\$448,824	\$349,689	\$0	\$26,053,314
2020	\$38,883	\$1,514	\$192,306	\$91,081	\$43,157	\$0	\$44,201	\$668	\$8,625	\$0	\$420,435